

01 = REGISTERED VOTERS - TOTAL
02 = BALLOTS CAST - TOTAL

TOTAL PERCENT
78,276
4,774

03 = BALLOTS CAST - BLANK
04 = VOTER TURNOUT - TOTAL

TOTAL PERCENT
11
6.10

	01	02	03	04
0101 Wd 1 Pct 1	927	64	1	6.90
0102 Wd 1 Pct 2	904	77	0	8.52
0103 Wd 1 Pct 3	895	86	0	9.61
0104 Wd 1 Pct 4	979	52	0	5.31
0105 Wd 1 Pct 5	956	44	0	4.60
0106 Wd 1 Pct 6	917	55	0	6.00
0107 Wd 1 Pct 7	886	49	0	5.53
0108 Wd 1 Pct 8	910	91	1	10.00
0201 Wd 2 Pct 1	987	28	0	2.84
0202 Wd 2 Pct 2	981	43	0	4.38
0203 Wd 2 Pct 3	864	76	0	8.80
0204 Wd 2 Pct 4	1048	94	0	8.97
0205 Wd 2 Pct 5	958	56	0	5.85
0206 Wd 2 Pct 6	987	47	0	4.76
0301 Wd 3 Pct 1	915	79	0	8.63
0302 Wd 3 Pct 2	927	88	0	9.49
0303 Wd 3 Pct 3	886	43	0	4.85
0304 Wd 3 Pct 4	787	99	0	12.58
0305 Wd 3 Pct 5	881	72	0	8.17
0306 Wd 3 Pct 6	995	90	0	9.05
0307 Wd 3 Pct 7	855	82	0	9.59
0401 Wd 4 Pct 1	924	107	0	11.58
0402 Wd 4 Pct 2	1061	68	0	6.41
0403 Wd 4 Pct 3	894	118	0	13.20
0404 Wd 4 Pct 4	966	65	0	6.73
0405 Wd 4 Pct 5	1063	72	0	6.77
0406 Wd 4 Pct 6	887	73	0	8.23
0407 Wd 4 Pct 7	968	66	0	6.82
0408 Wd 4 Pct 8	722	53	1	7.34
0501 Wd 5 Pct 1	858	61	0	7.11
0502 Wd 5 Pct 2	904	34	0	3.76
0503 Wd 5 Pct 3	934	44	0	4.71
0504 Wd 5 Pct 4	901	50	0	5.55
0505 Wd 5 Pct 5	881	30	0	3.41
0601 Wd 6 Pct 1	1044	90	0	8.62
0602 Wd 6 Pct 2	938	55	0	5.86
0603 Wd 6 Pct 3	935	48	0	5.13
0604 Wd 6 Pct 4	946	63	0	6.66
0605 Wd 6 Pct 5	912	63	0	6.91
0701 Wd 7 Pct 1	852	44	0	5.16
0702 Wd 7 Pct 2	840	31	0	3.69
0703 Wd 7 Pct 3	799	37	0	4.63
0704 Wd 7 Pct 4	844	19	0	2.25
0705 Wd 7 Pct 5	840	35	0	4.17
0706 Wd 7 Pct 6	879	54	1	6.14
0801 Wd 8 Pct 1	855	42	1	4.91
0802 Wd 8 Pct 2	804	41	1	5.10
0803 Wd 8 Pct 3	784	29	0	3.70
0804 Wd 8 Pct 4	852	48	1	5.63
0805 Wd 8 Pct 5	961	23	0	2.39
0806 Wd 8 Pct 6	988	28	0	2.83
0901 Wd 9 Pct 1	959	54	0	5.63
0902 Wd 9 Pct 2	958	39	0	4.07
0903 Wd 9 Pct 3	793	33	0	4.16
0904 Wd 9 Pct 4	1092	80	1	7.33
0905 Wd 9 Pct 5	910	38	0	4.18

01 = REGISTERED VOTERS - TOTAL
 02 = BALLOTS CAST - TOTAL

TOTAL PERCENT
 78,276
 4,774

03 = BALLOTS CAST - BLANK
 04 = VOTER TURNOUT - TOTAL

TOTAL PERCENT
 11
 6.10

(CONTINUED FROM PREVIOUS PAGE)

	01	02	03	04
0906 Wd 9 Pct 6	961	116	0	12.07
1001 Wd 10 Pct 1	868	35	0	4.03
1002 Wd 10 Pct 2	768	48	0	6.25
1003 Wd 10 Pct 3	853	51	0	5.98
1004 Wd 10 Pct 4	819	41	0	5.01
1005 Wd 10 Pct 5	825	56	0	6.79
1006 Wd 10 Pct 6	812	35	0	4.31
1007 Wd 10 Pct 7	1051	82	0	7.80
1101 Wd 11 Pct 1	922	21	0	2.28
1102 Wd 11 Pct 2	985	28	0	2.84
1103 Wd 11 Pct 3	894	28	0	3.13
1104 Wd 11 Pct 4	939	24	0	2.56
1201 Wd 12 Pct 1	933	79	0	8.47
1202 Wd 12 Pct 2	860	120	1	13.95
1203 Wd 12 Pct 3	793	27	0	3.40
1204 Wd 12 Pct 4	793	43	0	5.42
1205 Wd 12 Pct 5	785	35	0	4.46
1206 Wd 12 Pct 6	966	90	0	9.32
1207 Wd 12 Pct 7	891	65	0	7.30
1301 Wd 13 Pct 1	960	38	0	3.96
1302 Wd 13 Pct 2	995	32	0	3.22
1303 Wd 13 Pct 3	918	17	0	1.85
1304 Wd 13 Pct 4	893	25	0	2.80
1305 Wd 13 Pct 5	944	30	0	3.18
1401 Wd 14 Pct 1	948	33	0	3.48
1402 Wd 14 Pct 2	1001	80	1	7.99
1403 Wd 14 Pct 3	949	59	0	6.22
1404 Wd 14 Pct 4	886	36	0	4.06
1405 Wd 14 Pct 5	1004	102	1	10.16
1406 Wd 14 Pct 6	867	48	0	5.54

NUMBERED KEY CANVASS

RUN DATE:04/21/15 09:57 AM

CITY OF ROCKFORD
CONSOLIDATED ELECTION
APRIL 7, 2015

OFFICIAL RESULTS

REPORT-EL52

PAGE 0003

ALDERMAN WARD 6

(Vote for) 1

- 01 = PAMELA R. CONNELL (REP)
- 02 = MARCUS HILL SR (DEM)

VOTES PERCENT

VOTES PERCENT

162 51.27 03 = OVER VOTES
 154 48.73 04 = UNDER VOTES

0
3

	01	02	03	04
0601 Wd 6 Pct 1	42	48	0	0
0602 Wd 6 Pct 2	31	23	0	1
0603 Wd 6 Pct 3	23	25	0	0
0604 Wd 6 Pct 4	34	28	0	1
0605 Wd 6 Pct 5	32	30	0	1

ROCKFORD PARK DISTRICT COMMISSIONER

VOTES PERCENT

VOTES PERCENT

(Vote for) 2

- 01 = JULIANNE C. ELLIOTT
- 02 = BRIAN LEGGERO
- 03 = TYLER SMITH

2,779 37.72
 1,819 24.69
 2,769 37.59

04 = OVER VOTES
 05 = UNDER VOTES

1
 2,179

	01	02	03	04	05
0101 Wd 1 Pct 1	37	21	41	0	29
0102 Wd 1 Pct 2	46	35	46	0	27
0103 Wd 1 Pct 3	44	48	35	0	45
0104 Wd 1 Pct 4	27	25	27	0	25
0105 Wd 1 Pct 5	28	20	18	0	22
0106 Wd 1 Pct 6	28	30	33	0	19
0107 Wd 1 Pct 7	32	20	25	0	21
0108 Wd 1 Pct 8	53	33	52	0	44
0201 Wd 2 Pct 1	17	12	13	0	14
0202 Wd 2 Pct 2	28	15	20	0	23
0203 Wd 2 Pct 3	47	24	55	0	26
0204 Wd 2 Pct 4	50	37	50	0	51
0205 Wd 2 Pct 5	34	19	36	0	23
0206 Wd 2 Pct 6	26	23	27	0	18
0301 Wd 3 Pct 1	42	34	48	0	34
0302 Wd 3 Pct 2	54	32	53	0	37
0303 Wd 3 Pct 3	29	9	32	0	16
0304 Wd 3 Pct 4	59	31	66	0	42
0305 Wd 3 Pct 5	50	24	43	1	25
0306 Wd 3 Pct 6	58	21	62	0	39
0307 Wd 3 Pct 7	49	16	68	0	31
0401 Wd 4 Pct 1	63	35	64	0	52
0402 Wd 4 Pct 2	33	24	45	0	34
0403 Wd 4 Pct 3	68	41	72	0	55
0404 Wd 4 Pct 4	37	28	34	0	31
0405 Wd 4 Pct 5	41	34	40	0	29
0406 Wd 4 Pct 6	39	27	44	0	36
0407 Wd 4 Pct 7	41	26	32	0	33
0408 Wd 4 Pct 8	34	23	28	0	21
0501 Wd 5 Pct 1	36	16	39	0	31
0502 Wd 5 Pct 2	17	16	18	0	17
0503 Wd 5 Pct 3	28	9	24	0	27
0504 Wd 5 Pct 4	23	23	29	0	25
0505 Wd 5 Pct 5	14	10	19	0	17
0601 Wd 6 Pct 1	54	38	51	0	37
0602 Wd 6 Pct 2	34	16	31	0	29
0603 Wd 6 Pct 3	34	19	22	0	21
0604 Wd 6 Pct 4	34	28	37	0	27
0605 Wd 6 Pct 5	36	23	32	0	35
0701 Wd 7 Pct 1	21	15	23	0	29
0702 Wd 7 Pct 2	19	9	22	0	12
0703 Wd 7 Pct 3	24	14	21	0	15
0704 Wd 7 Pct 4	9	5	11	0	13
0705 Wd 7 Pct 5	18	14	20	0	18
0706 Wd 7 Pct 6	28	13	30	0	37
0801 Wd 8 Pct 1	22	21	22	0	19
0802 Wd 8 Pct 2	25	18	24	0	15
0803 Wd 8 Pct 3	22	10	13	0	13
0804 Wd 8 Pct 4	31	21	26	0	18
0805 Wd 8 Pct 5	17	13	13	0	3
0806 Wd 8 Pct 6	13	9	19	0	15
0901 Wd 9 Pct 1	28	17	36	0	27
0902 Wd 9 Pct 2	18	16	24	0	20
0903 Wd 9 Pct 3	19	16	17	0	14

		VOTES	PERCENT			VOTES	PERCENT
ROCKFORD PARK DISTRICT COMMISSIONER							
(Vote for) 2							
01 = JULIANNE C. ELLIOTT		2,779	37.72				
02 = BRIAN LEGGERO		1,819	24.69	04 = OVER VOTES		1	
03 = TYLER SMITH		2,769	37.59	05 = UNDER VOTES		2,179	

(CONTINUED FROM PREVIOUS PAGE)

	01	02	03	04	05
0904 Wd 9 Pct 4	48	34	43	0	35
0905 Wd 9 Pct 5	16	17	18	0	25
0906 Wd 9 Pct 6	76	36	63	0	57
1001 Wd 10 Pct 1	20	20	19	0	11
1002 Wd 10 Pct 2	26	22	24	0	24
1003 Wd 10 Pct 3	26	21	30	0	25
1004 Wd 10 Pct 4	26	21	20	0	15
1005 Wd 10 Pct 5	29	20	34	0	29
1006 Wd 10 Pct 6	16	15	24	0	15
1007 Wd 10 Pct 7	38	38	51	0	37
1101 Wd 11 Pct 1	12	14	10	0	6
1102 Wd 11 Pct 2	17	13	11	0	15
1103 Wd 11 Pct 3	12	13	17	0	14
1104 Wd 11 Pct 4	18	14	11	0	5
1201 Wd 12 Pct 1	47	23	58	0	30
1202 Wd 12 Pct 2	68	44	77	0	51
1203 Wd 12 Pct 3	18	10	17	0	9
1204 Wd 12 Pct 4	17	24	22	0	23
1205 Wd 12 Pct 5	24	15	22	0	9
1206 Wd 12 Pct 6	54	31	59	0	36
1207 Wd 12 Pct 7	41	26	32	0	31
1301 Wd 13 Pct 1	19	9	26	0	22
1302 Wd 13 Pct 2	18	6	19	0	21
1303 Wd 13 Pct 3	10	2	14	0	8
1304 Wd 13 Pct 4	15	3	17	0	15
1305 Wd 13 Pct 5	19	8	20	0	13
1401 Wd 14 Pct 1	22	14	14	0	16
1402 Wd 14 Pct 2	53	33	41	0	33
1403 Wd 14 Pct 3	34	25	32	0	27
1404 Wd 14 Pct 4	25	19	15	0	13
1405 Wd 14 Pct 5	67	33	51	0	53
1406 Wd 14 Pct 6	30	20	26	0	20

RUN DATE:04/21/15 09:57 AM

MEMBERS OF THE BOARD OF EDUCATION SUB DISTRICT B
(Vote for) 1

01 = TIM ROLLINS
02 = OVER VOTES

VOTES PERCENT

454 100.00
0

03 = UNDER VOTES

VOTES PERCENT

114

	01	02	03
0201 Wd 2 Pct 1	14	0	7
0202 Wd 2 Pct 2	34	0	9
0203 Wd 2 Pct 3	20	0	2
0205 Wd 2 Pct 5	48	0	8
0206 Wd 2 Pct 6	36	0	11
0303 Wd 3 Pct 3	16	0	4
0305 Wd 3 Pct 5	53	0	16
0306 Wd 3 Pct 6	72	0	17
0307 Wd 3 Pct 7	5	0	1
0503 Wd 5 Pct 3	0	0	0
0505 Wd 5 Pct 5	7	0	0
0605 Wd 6 Pct 5	13	0	7
0701 Wd 7 Pct 1	34	0	10
0702 Wd 7 Pct 2	18	0	2
1001 Wd 10 Pct 1	7	0	1
1002 Wd 10 Pct 2	1	0	0
1101 Wd 11 Pct 1	18	0	3
1102 Wd 11 Pct 2	20	0	8
1103 Wd 11 Pct 3	22	0	6
1104 Wd 11 Pct 4	11	0	1
1305 Wd 13 Pct 5	5	0	1

MEMBERS OF THE BOARD OF EDUCATION SUB DISTRICT D
(Vote for) 1

VOTES PERCENT

VOTES PERCENT

01 = JUDE MAKULEC
02 = OVER VOTES

825 100.00
0

03 = UNDER VOTES

253

	01	02	03
0102 Wd 1 Pct 2	33	0	13
0103 Wd 1 Pct 3	58	0	28
0104 Wd 1 Pct 4	12	0	3
0203 Wd 2 Pct 3	19	0	10
0301 Wd 3 Pct 1	26	0	2
0302 Wd 3 Pct 2	25	0	7
0303 Wd 3 Pct 3	15	0	8
0304 Wd 3 Pct 4	73	0	26
0401 Wd 4 Pct 1	31	0	10
0402 Wd 4 Pct 2	54	0	8
0403 Wd 4 Pct 3	88	0	30
0404 Wd 4 Pct 4	50	0	15
0405 Wd 4 Pct 5	56	0	16
0406 Wd 4 Pct 6	55	0	18
0407 Wd 4 Pct 7	54	0	12
0408 Wd 4 Pct 8	42	0	11
1202 Wd 12 Pct 2	9	0	8
1206 Wd 12 Pct 6	73	0	17
1207 Wd 12 Pct 7	52	0	11

MEMBERS OF THE BOARD OF EDUCATION SUB DISTRICT E
(Vote for) 1

01 = MICHAEL D. HARNER
02 = OVER VOTES

VOTES PERCENT

771 100.00
0

03 = UNDER VOTES

VOTES PERCENT

224

	01	02	03
0101 Wd 1 Pct 1	54	0	10
0102 Wd 1 Pct 2	22	0	9
0104 Wd 1 Pct 4	30	0	7
0105 Wd 1 Pct 5	36	0	8
0106 Wd 1 Pct 6	24	0	8
0107 Wd 1 Pct 7	2	0	1
0108 Wd 1 Pct 8	72	0	19
0203 Wd 2 Pct 3	18	0	7
0204 Wd 2 Pct 4	66	0	28
0301 Wd 3 Pct 1	34	0	17
0302 Wd 3 Pct 2	46	0	10
0804 Wd 8 Pct 4	7	0	2
1001 Wd 10 Pct 1	17	0	2
1002 Wd 10 Pct 2	37	0	10
1003 Wd 10 Pct 3	30	0	10
1004 Wd 10 Pct 4	35	0	6
1005 Wd 10 Pct 5	41	0	15
1006 Wd 10 Pct 6	28	0	7
1007 Wd 10 Pct 7	61	0	21
1404 Wd 14 Pct 4	24	0	12
1405 Wd 14 Pct 5	87	0	15

MEMBERS OF THE BOARD OF EDUCATION DISTRICT 122
 (Vote for) 3

- 01 = JEFFERY J. STARNES
- 02 = LARRY BARGER, JR.
- 03 = HEATHER KELLEY
- 04 = GEORGE RUSSELL

VOTES PERCENT

30 18.63
 25 15.53
 47 29.19
 24 14.91

- 05 = ROBERT LOCKWOOD
- 06 = OVER VOTES
- 07 = UNDER VOTES

VOTES PERCENT

35 21.74
 1
 58

	01	02	03	04	05	06	07
0401 Wd 4 Pct 1	27	20	42	20	31	1	55
0402 Wd 4 Pct 2	3	3	4	3	2	0	3
1206 Wd 12 Pct 6	0	0	0	0	0	0	0
1207 Wd 12 Pct 7	0	2	1	1	2	0	0

NUMBERED KEY CANVASS

CITY OF ROCKFORD
CONSOLIDATED ELECTION
APRIL 7, 2015

OFFICIAL RESULTS

RUN DATE:04/21/15 09:57 AM

REPORT-EL52

PAGE 0010

MEMBERS OF THE BOARD OF EDUCATION DISTRICT 323

VOTES PERCENT

VOTES PERCENT

(Vote for) 4

01 = DENNIS L. DALY

3 27.27

04 = WRITE-IN

0

02 = NICHOLE M. SMITH

6 54.55

05 = OVER VOTES

0

03 = TODD A. FRANCE

2 18.18

06 = UNDER VOTES

29

01 02 03 04 05 06

0504 Wd 5 Pct 4

3 6 2 0 0 29

0704 Wd 7 Pct 4

0 0 0 0 0 0



NUMBERED KEY CANVASS

RUN DATE:04/21/15 09:57 AM

CITY OF ROCKFORD
CONSOLIDATED ELECTION
APRIL 7, 2015

OFFICIAL RESULTS

REPORT-EL52

PAGE 0011

MEMBERS OF THE BOARD OF EDUCATION DISTRICT 223

VOTES PERCENT

VOTES PERCENT

(Vote for) 1

01 = JILL HUBER

02 = OVER VOTES

0

0

03 = UNDER VOTES

0

01	02	03
0	0	0

0601 Wd 6 Pct 1

0 0 0

NUMBERED KEY CANVASS

CITY OF ROCKFORD
CONSOLIDATED ELECTION
APRIL 7, 2015

OFFICIAL RESULTS

RUN DATE:04/21/15 09:57 AM

REPORT-EL52 PAGE 0012

MEMBERS OF THE BOARD OF EDUCATION DISTRICT 223

VOTES PERCENT

VOTES PERCENT

(Vote for) 3

01 = JOHN W. SMITH, III
02 = KRISTINE PIHL YOUMAN
03 = TIMOTHY FLYNN

0
0
0

04 = OVER VOTES
05 = UNDER VOTES

0
0

01 02 03 04 05

0601 Wd 6 Pct 1

0 0 0 0 0

TRUSTEES OF THE COMMUNITY COLLEGE

VOTES PERCENT

VOTES PERCENT

(Vote for) 2

- 01 = MAURICE A. WEST II
- 02 = JOSEPH T. FANARA
- 03 = BOB TROJAN
- 04 = ASHLEY BURKS

2,018 25.07
 1,197 14.87
 1,656 20.57
 2,133 26.49

- 05 = JOSEPH M. ARCO
- 06 = WLADIMIRO T. AGUIRRE
- 07 = OVER VOTES
- 08 = UNDER VOTES

686 8.52
 361 4.48
 35
 1,427

	01	02	03	04	05	06	07	08
0101 Wd 1 Pct 1	17	19	37	21	8	2	2	20
0102 Wd 1 Pct 2	32	29	36	28	10	1	0	18
0103 Wd 1 Pct 3	36	27	30	35	12	5	1	25
0104 Wd 1 Pct 4	24	20	19	21	10	1	0	9
0105 Wd 1 Pct 5	17	13	17	17	6	1	1	15
0106 Wd 1 Pct 6	16	20	27	22	10	4	0	11
0107 Wd 1 Pct 7	18	17	25	17	5	3	0	13
0108 Wd 1 Pct 8	35	34	29	32	11	3	0	38
0201 Wd 2 Pct 1	9	6	10	13	6	3	0	9
0202 Wd 2 Pct 2	14	10	23	16	12	2	0	9
0203 Wd 2 Pct 3	34	16	32	31	8	4	1	25
0204 Wd 2 Pct 4	36	33	36	28	14	6	4	27
0205 Wd 2 Pct 5	22	12	31	23	5	6	0	13
0206 Wd 2 Pct 6	16	16	13	22	9	9	1	7
0301 Wd 3 Pct 1	31	26	23	31	15	8	3	18
0302 Wd 3 Pct 2	42	20	39	31	8	7	1	27
0303 Wd 3 Pct 3	21	10	12	19	7	6	0	11
0304 Wd 3 Pct 4	41	26	30	39	17	9	0	36
0305 Wd 3 Pct 5	41	14	16	36	11	7	1	17
0306 Wd 3 Pct 6	45	17	28	34	16	4	0	36
0307 Wd 3 Pct 7	39	12	34	39	12	3	0	25
0401 Wd 4 Pct 1	34	33	44	35	20	3	1	43
0402 Wd 4 Pct 2	28	21	34	19	14	5	0	15
0403 Wd 4 Pct 3	58	25	55	43	14	5	3	30
0404 Wd 4 Pct 4	32	16	24	29	7	0	0	22
0405 Wd 4 Pct 5	45	16	22	41	5	3	0	12
0406 Wd 4 Pct 6	29	23	30	31	8	3	0	22
0407 Wd 4 Pct 7	25	14	28	30	12	4	2	15
0408 Wd 4 Pct 8	16	13	22	23	14	4	0	14
0501 Wd 5 Pct 1	45	5	1	48	3	5	0	15
0502 Wd 5 Pct 2	26	3	2	21	1	3	0	12
0503 Wd 5 Pct 3	33	6	4	28	3	1	0	13
0504 Wd 5 Pct 4	33	5	5	41	3	1	0	12
0505 Wd 5 Pct 5	12	5	5	21	2	6	0	9
0601 Wd 6 Pct 1	28	26	32	39	12	7	0	36
0602 Wd 6 Pct 2	11	14	27	22	7	3	1	24
0603 Wd 6 Pct 3	19	8	13	21	5	10	0	20
0604 Wd 6 Pct 4	25	11	21	31	10	3	0	25
0605 Wd 6 Pct 5	13	16	13	27	16	7	0	34
0701 Wd 7 Pct 1	28	4	13	25	6	4	0	8
0702 Wd 7 Pct 2	14	5	5	19	3	3	0	13
0703 Wd 7 Pct 3	21	4	12	19	5	2	0	11
0704 Wd 7 Pct 4	12	2	5	14	0	1	0	4
0705 Wd 7 Pct 5	20	6	2	23	2	3	1	12
0706 Wd 7 Pct 6	33	2	7	33	2	5	1	24
0801 Wd 8 Pct 1	23	9	18	15	5	3	0	11
0802 Wd 8 Pct 2	12	10	20	20	5	1	0	14
0803 Wd 8 Pct 3	15	6	12	16	4	1	0	4
0804 Wd 8 Pct 4	16	13	14	27	6	3	0	17
0805 Wd 8 Pct 5	8	11	8	6	6	2	0	5
0806 Wd 8 Pct 6	11	8	4	14	6	2	0	11
0901 Wd 9 Pct 1	18	9	24	27	9	9	0	12
0902 Wd 9 Pct 2	14	11	11	14	8	7	0	13

TRUSTEES OF THE COMMUNITY COLLEGE

(Vote for) 2

- 01 = MAURICE A. WEST II
- 02 = JOSEPH T. FANARA
- 03 = BOB TROJAN
- 04 = ASHLEY BURKS

VOTES PERCENT

- 2,018 25.07 05 = JOSEPH M. ARCO
- 1,197 14.87 06 = WLADIMIRO T. AGUIRRE
- 1,656 20.57 07 = OVER VOTES
- 2,133 26.49 08 = UNDER VOTES

VOTES PERCENT

- 686 8.52
- 361 4.48
- 35
- 1,427

(CONTINUED FROM PREVIOUS PAGE)

	01	02	03	04	05	06	07	08
0903 Wd 9 Pct 3	15	11	10	21	1	2	1	4
0904 Wd 9 Pct 4	28	24	25	29	18	8	0	28
0905 Wd 9 Pct 5	18	16	16	14	4	1	0	7
0906 Wd 9 Pct 6	43	29	50	48	12	6	0	44
1001 Wd 10 Pct 1	11	8	16	15	5	8	0	7
1002 Wd 10 Pct 2	19	17	13	18	4	10	0	15
1003 Wd 10 Pct 3	26	9	17	27	9	3	1	9
1004 Wd 10 Pct 4	20	14	21	10	8	3	0	6
1005 Wd 10 Pct 5	21	10	20	27	14	8	0	12
1006 Wd 10 Pct 6	10	12	16	10	7	2	0	13
1007 Wd 10 Pct 7	32	25	24	29	14	14	1	24
1101 Wd 11 Pct 1	3	10	5	11	4	3	0	6
1102 Wd 11 Pct 2	9	6	5	19	5	4	0	8
1103 Wd 11 Pct 3	7	8	6	15	5	5	0	10
1104 Wd 11 Pct 4	7	9	10	12	5	2	0	3
1201 Wd 12 Pct 1	37	12	27	33	8	7	2	30
1202 Wd 12 Pct 2	39	32	48	42	27	12	1	38
1203 Wd 12 Pct 3	12	9	6	13	7	3	0	4
1204 Wd 12 Pct 4	14	13	14	19	5	3	1	16
1205 Wd 12 Pct 5	12	11	16	18	3	3	0	7
1206 Wd 12 Pct 6	32	27	44	37	14	5	0	21
1207 Wd 12 Pct 7	22	13	29	34	4	3	2	21
1301 Wd 13 Pct 1	28	4	0	27	2	1	0	14
1302 Wd 13 Pct 2	21	6	0	24	1	0	0	12
1303 Wd 13 Pct 3	13	0	0	14	0	0	0	7
1304 Wd 13 Pct 4	19	0	2	16	0	0	1	11
1305 Wd 13 Pct 5	20	4	5	19	1	3	1	6
1401 Wd 14 Pct 1	19	7	9	20	1	2	0	8
1402 Wd 14 Pct 2	27	27	29	33	13	7	0	24
1403 Wd 14 Pct 3	15	22	28	23	9	5	0	16
1404 Wd 14 Pct 4	20	4	13	17	6	2	0	10
1405 Wd 14 Pct 5	38	29	32	35	26	9	0	35
1406 Wd 14 Pct 6	18	12	16	27	9	4	0	10

TRUSTEES OF THE COMMUNITY COLLEGE

VOTES PERCENT

VOTES PERCENT

(Vote for) 1

01 = KATHERINE M. KELLEY

2,692 62.36

03 = OVER VOTES

6

02 = DAVID F. BLACK

1,625 37.64

04 = UNDER VOTES

451

	01	02	03	04
0101 Wd 1 Pct 1	41	20	0	3
0102 Wd 1 Pct 2	49	19	0	9
0103 Wd 1 Pct 3	54	23	0	9
0104 Wd 1 Pct 4	25	24	0	3
0105 Wd 1 Pct 5	25	15	0	4
0106 Wd 1 Pct 6	28	23	0	4
0107 Wd 1 Pct 7	32	15	0	2
0108 Wd 1 Pct 8	56	28	0	7
0201 Wd 2 Pct 1	13	11	1	3
0202 Wd 2 Pct 2	29	12	0	2
0203 Wd 2 Pct 3	46	21	0	9
0204 Wd 2 Pct 4	52	32	0	10
0205 Wd 2 Pct 5	41	11	0	4
0206 Wd 2 Pct 6	25	20	0	2
0301 Wd 3 Pct 1	39	31	0	9
0302 Wd 3 Pct 2	54	23	0	11
0303 Wd 3 Pct 3	19	16	0	8
0304 Wd 3 Pct 4	49	43	0	7
0305 Wd 3 Pct 5	36	28	1	7
0306 Wd 3 Pct 6	43	31	0	16
0307 Wd 3 Pct 7	42	31	0	9
0401 Wd 4 Pct 1	61	31	0	15
0402 Wd 4 Pct 2	40	25	0	3
0403 Wd 4 Pct 3	59	49	0	10
0404 Wd 4 Pct 4	34	21	0	10
0405 Wd 4 Pct 5	39	27	0	6
0406 Wd 4 Pct 6	30	35	0	8
0407 Wd 4 Pct 7	36	23	0	7
0408 Wd 4 Pct 8	31	15	0	7
0501 Wd 5 Pct 1	24	29	0	8
0502 Wd 5 Pct 2	13	17	0	4
0503 Wd 5 Pct 3	22	17	0	5
0504 Wd 5 Pct 4	27	19	0	4
0505 Wd 5 Pct 5	12	14	0	4
0601 Wd 6 Pct 1	56	20	0	14
0602 Wd 6 Pct 2	31	20	0	4
0603 Wd 6 Pct 3	30	13	0	5
0604 Wd 6 Pct 4	45	12	0	6
0605 Wd 6 Pct 5	35	18	0	10
0701 Wd 7 Pct 1	20	18	0	6
0702 Wd 7 Pct 2	22	9	0	0
0703 Wd 7 Pct 3	24	12	0	1
0704 Wd 7 Pct 4	9	9	0	1
0705 Wd 7 Pct 5	17	14	0	4
0706 Wd 7 Pct 6	26	20	0	8
0801 Wd 8 Pct 1	26	13	0	3
0802 Wd 8 Pct 2	25	13	0	3
0803 Wd 8 Pct 3	21	7	0	1
0804 Wd 8 Pct 4	32	11	0	5
0805 Wd 8 Pct 5	16	7	0	0
0806 Wd 8 Pct 6	12	12	0	4
0901 Wd 9 Pct 1	33	15	0	6
0902 Wd 9 Pct 2	17	15	0	7
0903 Wd 9 Pct 3	24	8	0	1
0904 Wd 9 Pct 4	47	28	0	5

TRUSTEES OF THE COMMUNITY COLLEGE

VOTES PERCENT

VOTES PERCENT

(Vote for) 1

01 = KATHERINE M. KELLEY

2,692 62.36

03 = OVER VOTES

6

02 = DAVID F. BLACK

1,625 37.64

04 = UNDER VOTES

451

(CONTINUED FROM PREVIOUS PAGE)

	01	02	03	04
0905 Wd 9 Pct 5	20	17	0	1
0906 Wd 9 Pct 6	71	34	0	11
1001 Wd 10 Pct 1	18	16	0	1
1002 Wd 10 Pct 2	29	15	0	4
1003 Wd 10 Pct 3	27	17	1	6
1004 Wd 10 Pct 4	27	13	0	1
1005 Wd 10 Pct 5	30	20	0	6
1006 Wd 10 Pct 6	20	12	0	3
1007 Wd 10 Pct 7	49	25	0	8
1101 Wd 11 Pct 1	13	6	0	2
1102 Wd 11 Pct 2	18	8	0	2
1103 Wd 11 Pct 3	15	9	0	4
1104 Wd 11 Pct 4	17	6	0	1
1201 Wd 12 Pct 1	38	30	0	11
1202 Wd 12 Pct 2	58	52	1	9
1203 Wd 12 Pct 3	21	5	0	1
1204 Wd 12 Pct 4	23	14	0	6
1205 Wd 12 Pct 5	22	12	0	1
1206 Wd 12 Pct 6	48	30	0	12
1207 Wd 12 Pct 7	38	19	0	8
1301 Wd 13 Pct 1	17	17	1	3
1302 Wd 13 Pct 2	21	7	0	4
1303 Wd 13 Pct 3	11	4	1	1
1304 Wd 13 Pct 4	15	8	0	2
1305 Wd 13 Pct 5	15	12	0	3
1401 Wd 14 Pct 1	22	9	0	2
1402 Wd 14 Pct 2	46	30	0	4
1403 Wd 14 Pct 3	35	20	0	4
1404 Wd 14 Pct 4	20	13	0	3
1405 Wd 14 Pct 5	62	38	0	2
1406 Wd 14 Pct 6	32	14	0	2

MEMBERS OF THE REGIONAL BOARD OF SCH
BOONE AND WINNEBAGO COUNTIES

(Vote for) 2

01 = NANCY HOLSTRUM

02 = CAROL PATTERSON

VOTES PERCENT

2,397 39.63
3,652 60.37

03 = OVER VOTES
04 = UNDER VOTES

VOTES PERCENT

0
3,499

	01	02	03	04
0101 Wd 1 Pct 1	37	48	0	43
0102 Wd 1 Pct 2	49	56	0	49
0103 Wd 1 Pct 3	42	57	0	73
0104 Wd 1 Pct 4	30	35	0	39
0105 Wd 1 Pct 5	17	35	0	36
0106 Wd 1 Pct 6	30	39	0	41
0107 Wd 1 Pct 7	21	37	0	40
0108 Wd 1 Pct 8	39	75	0	68
0201 Wd 2 Pct 1	13	19	0	24
0202 Wd 2 Pct 2	23	36	0	27
0203 Wd 2 Pct 3	40	56	0	56
0204 Wd 2 Pct 4	51	66	0	71
0205 Wd 2 Pct 5	27	40	0	45
0206 Wd 2 Pct 6	27	38	0	29
0301 Wd 3 Pct 1	49	62	0	47
0302 Wd 3 Pct 2	40	61	0	75
0303 Wd 3 Pct 3	26	32	0	28
0304 Wd 3 Pct 4	52	61	0	85
0305 Wd 3 Pct 5	42	50	0	52
0306 Wd 3 Pct 6	44	59	0	77
0307 Wd 3 Pct 7	42	62	0	60
0401 Wd 4 Pct 1	63	78	0	73
0402 Wd 4 Pct 2	35	55	0	46
0403 Wd 4 Pct 3	66	88	0	82
0404 Wd 4 Pct 4	37	48	0	45
0405 Wd 4 Pct 5	54	56	0	34
0406 Wd 4 Pct 6	49	47	0	50
0407 Wd 4 Pct 7	37	41	0	54
0408 Wd 4 Pct 8	38	40	0	28
0501 Wd 5 Pct 1	19	53	0	50
0502 Wd 5 Pct 2	12	28	0	28
0503 Wd 5 Pct 3	12	36	0	40
0504 Wd 5 Pct 4	13	40	0	47
0505 Wd 5 Pct 5	9	24	0	27
0601 Wd 6 Pct 1	33	70	0	77
0602 Wd 6 Pct 2	24	44	0	42
0603 Wd 6 Pct 3	18	39	0	39
0604 Wd 6 Pct 4	25	50	0	51
0605 Wd 6 Pct 5	25	45	0	56
0701 Wd 7 Pct 1	21	35	0	32
0702 Wd 7 Pct 2	16	27	0	19
0703 Wd 7 Pct 3	15	30	0	29
0704 Wd 7 Pct 4	10	17	0	11
0705 Wd 7 Pct 5	14	30	0	26
0706 Wd 7 Pct 6	17	41	0	50
0801 Wd 8 Pct 1	27	34	0	23
0802 Wd 8 Pct 2	17	31	0	34
0803 Wd 8 Pct 3	13	29	0	16
0804 Wd 8 Pct 4	31	35	0	30
0805 Wd 8 Pct 5	12	20	0	14
0806 Wd 8 Pct 6	16	23	0	17
0901 Wd 9 Pct 1	26	42	0	40
0902 Wd 9 Pct 2	17	30	0	31
0903 Wd 9 Pct 3	13	24	0	29

MEMBERS OF THE REGIONAL BOARD OF SCH
 BOONE AND WINNEBAGO COUNTIES

(Vote for) 2

- 01 = NANCY HOLSTRUM
- 02 = CAROL PATTERSON

VOTES PERCENT

VOTES PERCENT

2,397 39.63 03 = OVER VOTES
 3,652 60.37 04 = UNDER VOTES

0
 3,499

(CONTINUED FROM PREVIOUS PAGE)

	01	02	03	04
0904 Wd 9 Pct 4	35	69	0	56
0905 Wd 9 Pct 5	18	32	0	26
0906 Wd 9 Pct 6	61	89	0	82
1001 Wd 10 Pct 1	19	29	0	22
1002 Wd 10 Pct 2	23	36	0	37
1003 Wd 10 Pct 3	27	41	0	34
1004 Wd 10 Pct 4	25	32	0	25
1005 Wd 10 Pct 5	32	42	0	38
1006 Wd 10 Pct 6	23	27	0	20
1007 Wd 10 Pct 7	34	61	0	69
1101 Wd 11 Pct 1	8	18	0	16
1102 Wd 11 Pct 2	16	21	0	19
1103 Wd 11 Pct 3	13	18	0	25
1104 Wd 11 Pct 4	11	22	0	15
1201 Wd 12 Pct 1	40	59	0	59
1202 Wd 12 Pct 2	63	90	0	87
1203 Wd 12 Pct 3	14	22	0	18
1204 Wd 12 Pct 4	22	32	0	32
1205 Wd 12 Pct 5	17	31	0	22
1206 Wd 12 Pct 6	55	72	0	53
1207 Wd 12 Pct 7	39	49	0	42
1301 Wd 13 Pct 1	8	34	0	34
1302 Wd 13 Pct 2	9	27	0	28
1303 Wd 13 Pct 3	3	15	0	16
1304 Wd 13 Pct 4	7	19	0	24
1305 Wd 13 Pct 5	9	27	0	24
1401 Wd 14 Pct 1	13	27	0	26
1402 Wd 14 Pct 2	45	62	0	53
1403 Wd 14 Pct 3	31	46	0	41
1404 Wd 14 Pct 4	23	30	0	19
1405 Wd 14 Pct 5	58	76	0	70
1406 Wd 14 Pct 6	21	43	0	32

MEMBERS OF THE REGIONAL BOARD OF SCH
BOONE AND WINNEBAGO COUNTIES

VOTES PERCENT

VOTES PERCENT

(Vote for) 1

01 = NO CANDIDATE FILED

02 = WRITE-IN

0
231 100.00

03 = OVER VOTES
04 = UNDER VOTES

0
4,543

	01	02	03	04
0101 Wd 1 Pct 1	0	1	0	63
0102 Wd 1 Pct 2	0	2	0	75
0103 Wd 1 Pct 3	0	2	0	84
0104 Wd 1 Pct 4	0	2	0	50
0105 Wd 1 Pct 5	0	1	0	43
0106 Wd 1 Pct 6	0	2	0	53
0107 Wd 1 Pct 7	0	0	0	49
0108 Wd 1 Pct 8	0	3	0	88
0201 Wd 2 Pct 1	0	0	0	28
0202 Wd 2 Pct 2	0	3	0	40
0203 Wd 2 Pct 3	0	3	0	73
0204 Wd 2 Pct 4	0	4	0	90
0205 Wd 2 Pct 5	0	6	0	50
0206 Wd 2 Pct 6	0	3	0	44
0301 Wd 3 Pct 1	0	3	0	76
0302 Wd 3 Pct 2	0	5	0	83
0303 Wd 3 Pct 3	0	5	0	38
0304 Wd 3 Pct 4	0	5	0	94
0305 Wd 3 Pct 5	0	7	0	65
0306 Wd 3 Pct 6	0	2	0	88
0307 Wd 3 Pct 7	0	9	0	73
0401 Wd 4 Pct 1	0	6	0	101
0402 Wd 4 Pct 2	0	3	0	65
0403 Wd 4 Pct 3	0	4	0	114
0404 Wd 4 Pct 4	0	6	0	59
0405 Wd 4 Pct 5	0	3	0	69
0406 Wd 4 Pct 6	0	5	0	68
0407 Wd 4 Pct 7	0	3	0	63
0408 Wd 4 Pct 8	0	3	0	50
0501 Wd 5 Pct 1	0	4	0	57
0502 Wd 5 Pct 2	0	2	0	32
0503 Wd 5 Pct 3	0	2	0	42
0504 Wd 5 Pct 4	0	2	0	48
0505 Wd 5 Pct 5	0	3	0	27
0601 Wd 6 Pct 1	0	2	0	88
0602 Wd 6 Pct 2	0	1	0	54
0603 Wd 6 Pct 3	0	1	0	47
0604 Wd 6 Pct 4	0	0	0	63
0605 Wd 6 Pct 5	0	6	0	57
0701 Wd 7 Pct 1	0	1	0	43
0702 Wd 7 Pct 2	0	2	0	29
0703 Wd 7 Pct 3	0	1	0	36
0704 Wd 7 Pct 4	0	1	0	18
0705 Wd 7 Pct 5	0	0	0	35
0706 Wd 7 Pct 6	0	2	0	52
0801 Wd 8 Pct 1	0	1	0	41
0802 Wd 8 Pct 2	0	0	0	41
0803 Wd 8 Pct 3	0	3	0	26
0804 Wd 8 Pct 4	0	1	0	47
0805 Wd 8 Pct 5	0	2	0	21
0806 Wd 8 Pct 6	0	5	0	23
0901 Wd 9 Pct 1	0	2	0	52
0902 Wd 9 Pct 2	0	1	0	38
0903 Wd 9 Pct 3	0	3	0	30

MEMBERS OF THE REGIONAL BOARD OF SCH
 BOONE AND WINNEBAGO COUNTIES

VOTES PERCENT

VOTES PERCENT

(Vote for) 1

01 = NO CANDIDATE FILED

02 = WRITE-IN

0
 231 100.00

03 = OVER VOTES
 04 = UNDER VOTES

0
 4,543

(CONTINUED FROM PREVIOUS PAGE)

	01	02	03	04
0904 Wd 9 Pct 4	0	3	0	77
0905 Wd 9 Pct 5	0	0	0	38
0906 Wd 9 Pct 6	0	2	0	114
1001 Wd 10 Pct 1	0	0	0	35
1002 Wd 10 Pct 2	0	2	0	46
1003 Wd 10 Pct 3	0	2	0	49
1004 Wd 10 Pct 4	0	1	0	40
1005 Wd 10 Pct 5	0	5	0	51
1006 Wd 10 Pct 6	0	1	0	34
1007 Wd 10 Pct 7	0	3	0	79
1101 Wd 11 Pct 1	0	2	0	19
1102 Wd 11 Pct 2	0	0	0	28
1103 Wd 11 Pct 3	0	5	0	23
1104 Wd 11 Pct 4	0	1	0	23
1201 Wd 12 Pct 1	0	2	0	77
1202 Wd 12 Pct 2	0	8	0	112
1203 Wd 12 Pct 3	0	3	0	24
1204 Wd 12 Pct 4	0	4	0	39
1205 Wd 12 Pct 5	0	1	0	34
1206 Wd 12 Pct 6	0	4	0	86
1207 Wd 12 Pct 7	0	6	0	59
1301 Wd 13 Pct 1	0	3	0	35
1302 Wd 13 Pct 2	0	2	0	30
1303 Wd 13 Pct 3	0	0	0	17
1304 Wd 13 Pct 4	0	2	0	23
1305 Wd 13 Pct 5	0	2	0	28
1401 Wd 14 Pct 1	0	0	0	33
1402 Wd 14 Pct 2	0	4	0	76
1403 Wd 14 Pct 3	0	3	0	56
1404 Wd 14 Pct 4	0	2	0	34
1405 Wd 14 Pct 5	0	6	0	96
1406 Wd 14 Pct 6	0	3	0	45

COUNTY QUESTION ANTI-CORRUPTION REFORM

VOTES PERCENT

VOTES PERCENT

(Vote for) 1

01 = YES

02 = NO

3,854 85.59
649 14.41

03 = OVER VOTES
04 = UNDER VOTES

1
270

	01	02	03	04
0101 Wd 1 Pct 1	53	6	0	5
0102 Wd 1 Pct 2	65	7	0	5
0103 Wd 1 Pct 3	74	6	0	6
0104 Wd 1 Pct 4	43	7	0	2
0105 Wd 1 Pct 5	35	7	0	2
0106 Wd 1 Pct 6	38	13	0	4
0107 Wd 1 Pct 7	41	4	0	4
0108 Wd 1 Pct 8	68	14	0	9
0201 Wd 2 Pct 1	22	5	0	1
0202 Wd 2 Pct 2	37	5	0	1
0203 Wd 2 Pct 3	59	11	0	6
0204 Wd 2 Pct 4	79	14	0	1
0205 Wd 2 Pct 5	46	6	0	4
0206 Wd 2 Pct 6	41	3	0	3
0301 Wd 3 Pct 1	71	6	0	2
0302 Wd 3 Pct 2	68	11	0	9
0303 Wd 3 Pct 3	29	10	0	4
0304 Wd 3 Pct 4	79	13	0	7
0305 Wd 3 Pct 5	66	6	0	0
0306 Wd 3 Pct 6	76	6	0	8
0307 Wd 3 Pct 7	69	10	0	3
0401 Wd 4 Pct 1	83	13	0	11
0402 Wd 4 Pct 2	53	12	0	3
0403 Wd 4 Pct 3	96	16	0	6
0404 Wd 4 Pct 4	59	5	0	1
0405 Wd 4 Pct 5	65	7	0	0
0406 Wd 4 Pct 6	55	13	0	5
0407 Wd 4 Pct 7	57	5	0	4
0408 Wd 4 Pct 8	46	4	0	3
0501 Wd 5 Pct 1	48	5	0	8
0502 Wd 5 Pct 2	25	6	0	3
0503 Wd 5 Pct 3	30	10	0	4
0504 Wd 5 Pct 4	38	9	0	3
0505 Wd 5 Pct 5	23	6	0	1
0601 Wd 6 Pct 1	69	19	0	2
0602 Wd 6 Pct 2	48	5	0	2
0603 Wd 6 Pct 3	42	4	0	2
0604 Wd 6 Pct 4	48	11	1	3
0605 Wd 6 Pct 5	43	14	0	6
0701 Wd 7 Pct 1	38	3	0	3
0702 Wd 7 Pct 2	25	5	0	1
0703 Wd 7 Pct 3	34	3	0	0
0704 Wd 7 Pct 4	15	3	0	1
0705 Wd 7 Pct 5	29	4	0	2
0706 Wd 7 Pct 6	35	12	0	7
0801 Wd 8 Pct 1	34	6	0	2
0802 Wd 8 Pct 2	31	8	0	2
0803 Wd 8 Pct 3	25	4	0	0
0804 Wd 8 Pct 4	41	5	0	2
0805 Wd 8 Pct 5	21	2	0	0
0806 Wd 8 Pct 6	22	4	0	2
0901 Wd 9 Pct 1	43	10	0	1
0902 Wd 9 Pct 2	31	5	0	3
0903 Wd 9 Pct 3	29	3	0	1
0904 Wd 9 Pct 4	57	17	0	6

COUNTY QUESTION ANTI-CORRUPTION REFORM

VOTES PERCENT

VOTES PERCENT

(Vote for) 1

01 = YES

02 = NO

3,854 85.59
 649 14.41

03 = OVER VOTES
 04 = UNDER VOTES

1
 270

(CONTINUED FROM PREVIOUS PAGE)


	01	02	03	04
0905 Wd 9 Pct 5	34	3	0	1
0906 Wd 9 Pct 6	97	13	0	6
1001 Wd 10 Pct 1	35	0	0	0
1002 Wd 10 Pct 2	38	8	0	2
1003 Wd 10 Pct 3	38	8	0	5
1004 Wd 10 Pct 4	35	5	0	1
1005 Wd 10 Pct 5	47	5	0	4
1006 Wd 10 Pct 6	31	4	0	0
1007 Wd 10 Pct 7	58	18	0	6
1101 Wd 11 Pct 1	17	4	0	0
1102 Wd 11 Pct 2	24	3	0	1
1103 Wd 11 Pct 3	24	4	0	0
1104 Wd 11 Pct 4	20	4	0	0
1201 Wd 12 Pct 1	70	8	0	1
1202 Wd 12 Pct 2	93	18	0	9
1203 Wd 12 Pct 3	25	2	0	0
1204 Wd 12 Pct 4	36	5	0	2
1205 Wd 12 Pct 5	32	2	0	1
1206 Wd 12 Pct 6	69	14	0	7
1207 Wd 12 Pct 7	58	5	0	2
1301 Wd 13 Pct 1	24	13	0	1
1302 Wd 13 Pct 2	20	8	0	4
1303 Wd 13 Pct 3	10	6	0	1
1304 Wd 13 Pct 4	19	4	0	2
1305 Wd 13 Pct 5	20	7	0	3
1401 Wd 14 Pct 1	28	3	0	2
1402 Wd 14 Pct 2	66	8	0	6
1403 Wd 14 Pct 3	50	5	0	4
1404 Wd 14 Pct 4	29	5	0	2
1405 Wd 14 Pct 5	75	19	0	8
1406 Wd 14 Pct 6	35	10	0	3

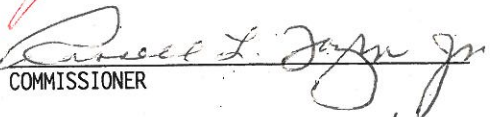
NUMBERED KEY CANVASS


CITY OF ROCKFORD
CONSOLIDATED ELECTION
APRIL 7, 2015

OFFICIAL RESULTS
REPORT-EL52

WE, THE UNDERSIGNED, DO HEREBY CERTIFY
THAT THE ABOVE RESULTS ARE A TRUE AND
ACCURATE ACCOUNT OF THE ELECTION AND
THAT THE ELECTION WAS HELD IN ACCORDANCE
WITH THE LAWS OF THE STATE OF ILLINOIS.


COMMISSIONER


COMMISSIONER


COMMISSIONER